

GETTING STARTED:

Before you begin, have all components ready. In addition to the EarthBox® Replant Kit, you will also need:



Plants



Peat-Based
Growing Media



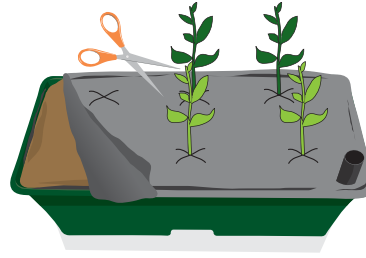
Scissors



Water

1


Remove Old Plants and Mulch Cover



To replant, cut off the old plants at the cover line. Remove the mulch cover and discard.

2

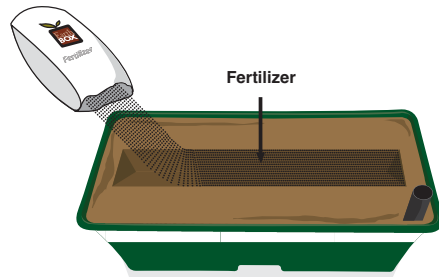
Remove Old Fertilizer



Scrape off top layer of growing media, dig out any remaining roots, and remove residual fertilizer.

3

Add New Dolomite (1) and Fertilizer (2)



Spread dolomite (1) evenly and mix into the growing media. Refer to the Placement Chart to determine where to create a trough and place fertilizer (2).

4

Create a Mound with Moist Growing Media

4"-6" mound above rim



Create a 4"-6" mound of fresh growing media over the top of the fertilizer, overfilling the system.

5

Place Mulch Cover on the EarthBox® Gardening System



Place a mulch cover over top of the system, securing the elastic around the edge. Place the black side facing up. If peak growing season temperatures consistently remain over 85° F, place cover with the white side up.

6

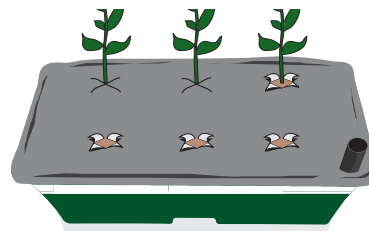
Cut Holes in the Mulch Cover



Refer to the Placement Chart to determine the number and location of plants. Cut the holes the same size as the root balls of your plants.

7

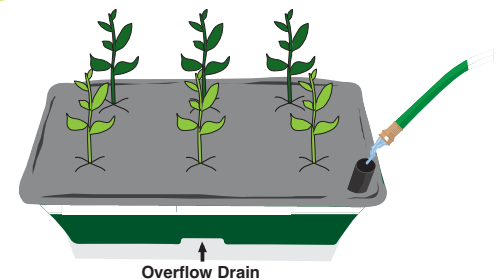
Plant Seeds or Seedlings



Follow the recommended planting instructions that come with your plants or seeds. At this time ONLY, water around the base of each seedling.

8

Fill Reservoir and Water Regularly

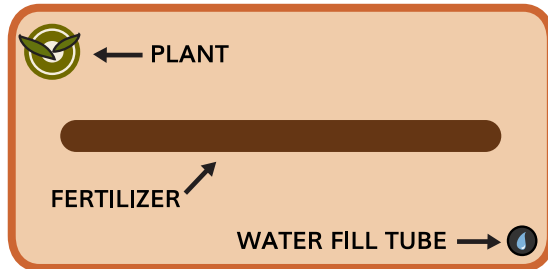


Use the fill tube to keep the reservoir full. You'll know its full when water flows from the overflow drain. Add water every few days when plants are young, and at least once every day as plants mature.

PLANT & FERTILIZER PLACEMENT CHART

Below are the recommended types and number of plants to place in each EarthBox® gardening system. For best results, choose one type to grow per system. Refer to the EarthBox® blog for more information.

Legend:



Plants not listed are not recommended for growing in the EarthBox® gardening system. This includes asparagus, potatoes, fruit trees, perennial flowers, and raspberries.



2 seedlings (2 per row)

Artichokes, Eggplants, Groundcherry/Tomatillos, Tomatoes, Summer Squash/Zucchini



4 seedlings
(4 per row)

OR

4 seedlings
(2 per row)

Cucumbers, Gourds, Melons (Cantaloupe, Honeydew, Watermelon), Pumpkins, Winter Squash (Acorn, Butternut, Delicata, Spaghetti)



6 seedlings (3 per row)

Broccoli, Brussels Sprouts, Cabbage, Cauliflower, Celery, Chard, Greens (Collards, Mustard), Herbs, Kale, Peppers, Strawberries




8 seedlings (4 per row)

Annual flowers, Bok Choy, Endive, Escarole, Lettuce (Romaine, Iceberg), Kohlrabi, Leeks, Okra, Radicchio, Salad Greens (Arugula, Frisee, Mesclun, Watercress)



10-12 seedlings (5-6 per row)

Beets, Bush Beans (Green beans, Wax beans, Soy beans), Onions (Yellow, Red, White), Spinach, Turnips



16 seedlings (8 per row)

Carrots (short varieties), Corn, Garlic, Green Onions, Peas/Pole Beans, Radishes, Shallots

©2022 Novelty Manufacturing Co.
1330 Loop Road, Lancaster, PA 17601



THE Original REPLANT KIT

INSTRUCTION MANUAL

Your Package Includes:



1 lb. - Dolomite



1 lb. - Fertilizer



2 - B/W Mulch Covers

